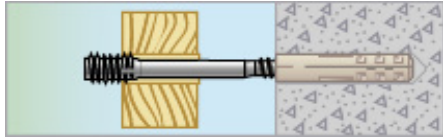


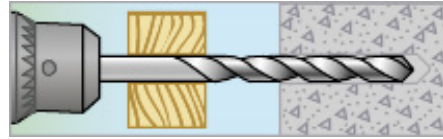
TOPROC DISTANCE SCREW SYSTEM

ESSVE
GET IT DONE

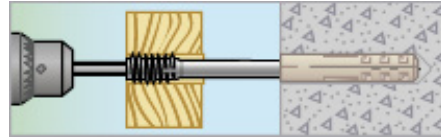
Mounting



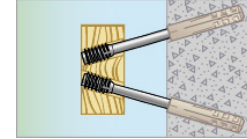
1. All joists must be installed predrilled using an appropriate drill.



2. For installation in wood substrate no pre-drilling of the substrate is necessary. For installation in concrete or brick, a 6.5 mm hole must be drilled and a 6 mm nylon plug used. For installation in lightweight concrete or hollow brick, an 8 mm hole must be drilled and an 8 mm nylon plug with a long expansion zone used.



3. When installing, the stud must be placed in exactly the right position before the screw is fitted. Installation is performed using the supplied 4 mm torx bit. The screw must have an approximate length so that both the upper and lower threads reach the material.



4. If there are forces that act perpendicular to the screw, it is recommended to install some screws diagonally at an approximate 30-degree angle. This may also be appropriate if installation occurs in the floor and a high air gap is required.